

S.D. Public School
Summer Holidays Homework
Class III (Session 2022-23)

Dear Parents,

Vacation is a welcome break! So why not utilize this golden period for family reunion and reiterate your family ties with your kids and relatives. Gear up and utilize your time in the best possible manner. Go ahead with some unique fun activities with your kids. Let's cheer for the 3R's- Rejuvenation, Relaxation and Rebonding!



'Summers are fun'

The wonderful activities of Summer,

Surfing and swimming

Playing in the Sun,

And Oh the wonderful foods of Summer

Shakes and Ice-creams,

We've barely begun.

Yet, the most wonderful things of summer

Are family and friends

Having lots of fun.



GUIDELINES FOR HOLIDAY HOMEWORK

Label your Holiday Homework and submit it in a handmade folder, put in an eco-friendly paper bag. Revise the syllabus for all the subjects done till the month of May.

Here are few tips for you to follow –

- Play simple games like scrabble, Chess, Atlas, Word building.
- Assign a permanent workplace and a work-time. This brings in discipline in your life.
- Inculcate good manners – 4 magic words `Please, Thank you, Excuse me, Sorry` – Use them and see the difference.
- Help your mother to keep the house clean. Do small household jobs like dusting, watering the plants, laying dinner table and so on.
- Go out for morning walk, talk about things you see around.
- Practice tying your skate laces.
- Keep your room clean and well organized.
- Encourage your child to take up yoga or any other form of healthy activity.
- Always speak in English with your family members and friends.

Most importantly, we have to remain safe during the spread of this Corona Virus pandemic and we can do so by following some thumb rules like :

- ❖ **Wash your hands with soap and water for 20 seconds.**
- ❖ **Sanitize your surroundings regularly.**
- ❖ **Wear a mask and gloves.**
- ❖ **Maintain social distance.**
- ❖ **Stay inside your homes to stay safe**





SUBJECT-ENGLISH

1. Reading Activity

Read books and make summer time a memorable and an enjoyable one. So go ahead and pick up any two books from the list given below.



- ✓ The lunch thief
- ✓ World food day October 16
- ✓ Maddi's fridge


In case you do not find the mentioned books, kindly download through e-books or else you can pick some other book related to the theme.

Write the following information on an A4 size sheet-:

- title of the book
- Names of the main characters of the story.
- Draw and color two to three pictures related to the story.
- Make a bookmark either drawing the favorite character or writing a quotation from the book. Decorate it.

2. Vocabulary usually evolves as our reading grows and serves as a fundamental tool for communication. Let us acquire new words.

Children will have to make their own dictionary. They will write down ONE new word, which they have not heard before, for every letter of the alphabet for example, words like Ache, Bottomless pit, craving, Distaste etc .



Instructions for creating dictionary Things you'll need:

- Scrapbook or homemade booklet
- Pencil colors, crayons, markers etc.
- Scissors
- Glue

1. Take a scrap book to make your dictionary. Try to get paper that will hold up to drawing, pictures and pasting.
2. Decide whether you want to draw or paste pictures.
3. Choose a word that is commonly used and that will be easy to draw or find pictures to represent.
4. Do not forget to write the meaning of the word chosen so that it can benefit the other students too in building their vocabulary.

☺ **Make your cover page interesting. Enjoy the fun!**

3. Imagine that you get a chance to spend a day on an agricultural land with your friends. What will be your preparation and how do you plan to celebrate this wonderful day. Jot down ten lines about it and make it more interesting by using pictures on an A-3/A-4 size sheet.




✚ **Complete and revise all the work done in ENGLISH.**

Lastly, look after your well - being, health, hygiene and nutrition.

Looking forward to meet you all soon

With love

Your Teacher 



ग्रीष्मावकाश कार्य (कक्षा तीसरी)

(नोट: सारा कार्य स्ट्रीप फाइल में करना है | इनके अंक प्रथम मूल्यांकन परीक्षा में जोड़े जायेंगे |)

1. दिए गए स्वरां की मात्राओं के पाँच-पाँच शब्द A-3 शीट पर सुन्दर लेख में लिखिए |
रोल न.-1 से 5 - इ रोल न.-21 से 25 ए
रोल न.-6 से 10 - ई रोल न.-26 से 30 ऐ
रोल न.-11 से 15 उ रोल न.-31 से 35 औ
रोल न.-16 से 20 ऊ रोल न.-36 से 40 औ

2. दिए गए शब्दों से कहानी बनाकर लिखिए तथा उससे संबंधी चित्र भी बनाइए |
भालू, प्यास, घना, नदी, दूर, लोमड़ी, रोज़, गुफा, शेर, जंगल, चतुराई, सहायता |

3. पुराने अखबार / पत्र / पत्रिकाओं में से अपनी कॉपी पर पाँच चित्र काटकर अलग-
अलग पेजों पर चिपकाओ तथा उनका वर्णन 40 शब्दों के अनुच्छेद के रूप में करिए |

4. अपने माता-पिता के साथ किसी एक संग्रहालय की सैर करिए और लिखकर बताइए
कि आपने वहाँ क्या-क्या देखा ?

(संग्रहालयों की सूची : <https://www.treebo.com/blog/museums-in-delhi/>)



- नीचे दी गई वर्ग पहेली में जानवरों के नाम खोजिए -



नाम ढूँढो

एक स्थान पर जंगल के 10 जानवर फँस गए हैं। उन्हें बचाने के लिए उनके नाम वर्ग-पहेली के लिए उनके नाम वर्ग-पहेली से ढूँढने पड़ेंगे? उनके नाम ढूँढिए।

| | | | | | |
|-----|-----|----|----|----|----|
| क | स | हि | ड | भा | लू |
| उ | शे | र | ट | ची | ता |
| भे | ज़ | न | अ | ज | कं |
| ड़ि | लो | ख | हा | थी | गा |
| या | म | छ | बं | झ | रू |
| च | ड़ी | ढ | द | ण | ज |
| ड | घ | ख | र | गो | श |

- नीचे दिए गए चित्र तथा शब्दों की सहायता से सोचकर एक कहानी बनाइये तथा A-3 शीट पर सुंदर अक्षरों में लिखिए।





NAME: _____ **MATH WORKSHEET**

CLASS III
BRAIN GYM



**Enjoy your
holidays!!**

General Instructions:

- Submit your work in a file/folder with a cover page. Present your work neatly.
- Solve the questions in the worksheet itself, in space provided for each question. Use the perforated sheets if required.
- Manage your work in such a way that a little work is done every day to avoid piling it for the last moment.
- Revise all the syllabus done so far.
- Do the Q1 of Ex 2.1, Q1 of Ex 2.2 and Q1 of Ex 2.3 in your Maths book.

Q1. Fill in the grid with the corresponding numerals.

| | | | | | |
|----|----|----|----|--|----|
| a. | | b. | c. | | d. |
| | | e. | | | |
| f. | | | | | |
| g. | | h. | | | |
| | | | | | |
| i. | | | | | |
| j. | | | | | |
| | k. | | | | |

ACROSS

- a. Seven thousand five hundred thirty five
- e. Four thousand nine hundred sixty four
- f. Five thousand seven hundred eighty nine
- h. Nine thousand seven
- i. Three thousand twenty four
- j. Two thousand three hundred eighty eight
- k. Three thousand eight hundred thirty eight

DOWN

- b. Three thousand four hundred eighty nine
- c. Five thousand nine hundred ninety
- d. Two thousand four hundred eighty seven
- g. Eight thousand eight hundred thirty two

Q2.

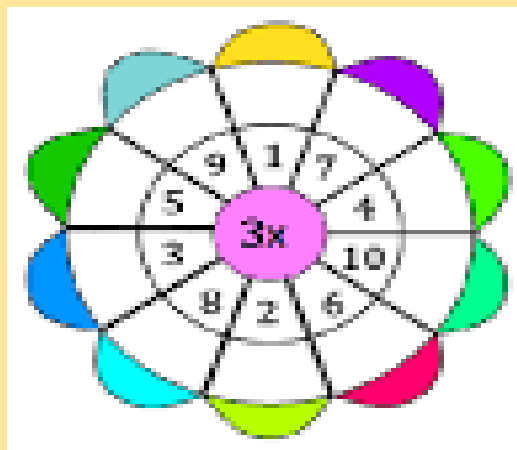
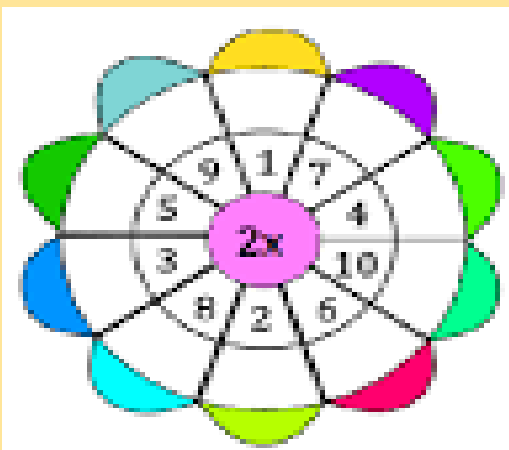
ADD and SUBTRACT

Drag and drop the correct answer:

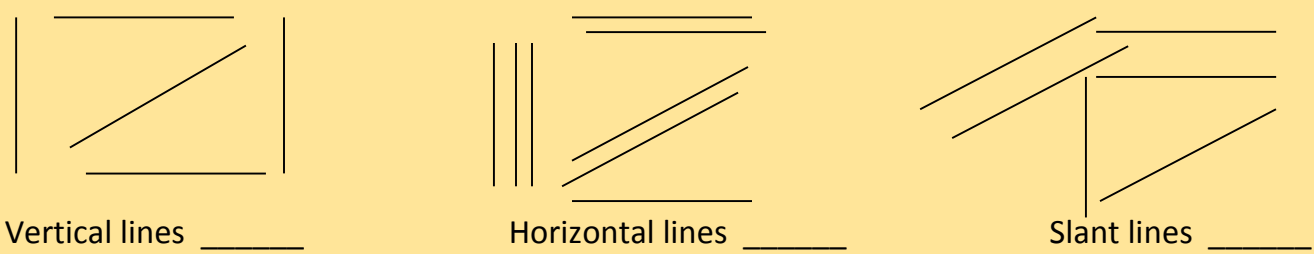
256 $+10$ $+100$ -20 $+200$ -100 -30 -100 $+300$ -10

436 266 546 346 736 366
636 446 606

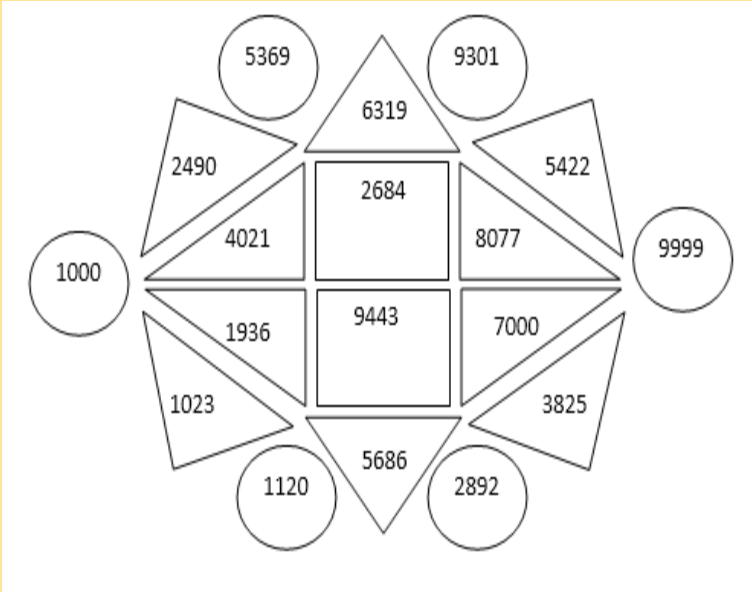
Q3. Fill in the following multiplication wheels.



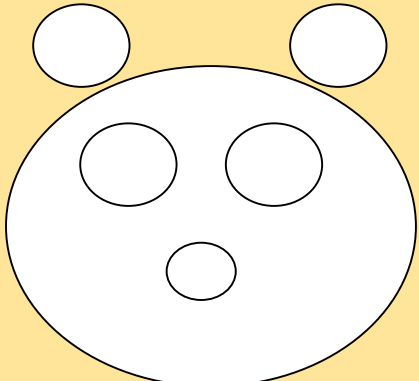
Q4. Count and write the number of lines mentioned below each picture.



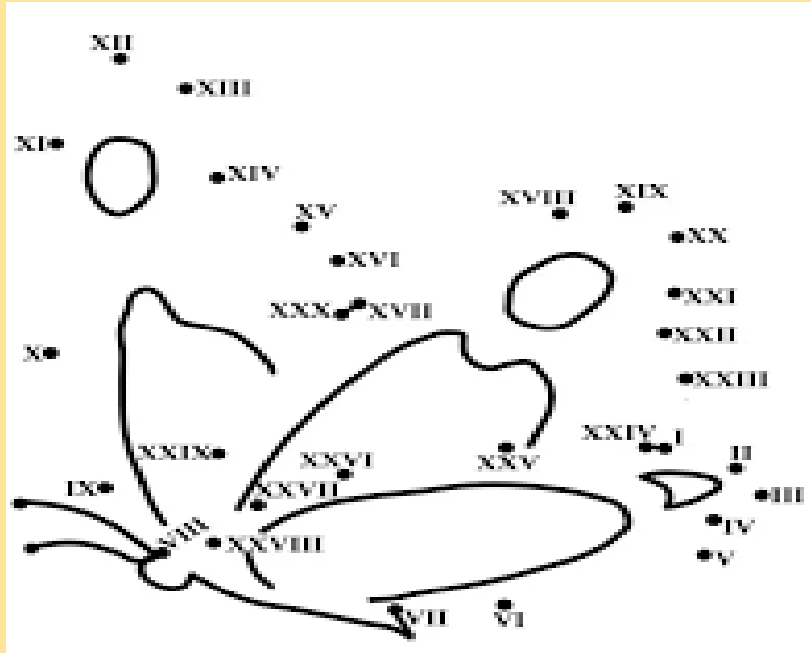
- Q5. (a) Colour the smallest 4-digit number green**
(b) Colour the largest 4-digit number orange.
(c) Colour the numbers which are predecessors of the following numbers red
 a. 5370 b. 1121
(d) Colour the numbers which are the successors of the following numbers yellow
 a. 2891 b. 9300
(e) Colour the even numbers pink.
(f) Colour the odd numbers purple.



Q6. Draw a panda as given below using bangles of different sizes. How many circles are needed to draw 8 such pandas?

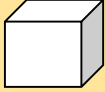






Q7. Join the dots in increasing order and find the hidden picture.



Q8. Colour the following picture with colours alongside in a box.

Colour

| | |
|---|--------|
|  | Yellow |
|  | Green |
|  | Blue |
|  | Red |
|  | Orange |

Projects

1. For Roll No. 1-10 → Make a mini Mathematics dictionary using waste paper or old greeting cards.

Pick up 10 words used in Mathematics and write them down along with their meaning.

(You may refer to your mathematics book)

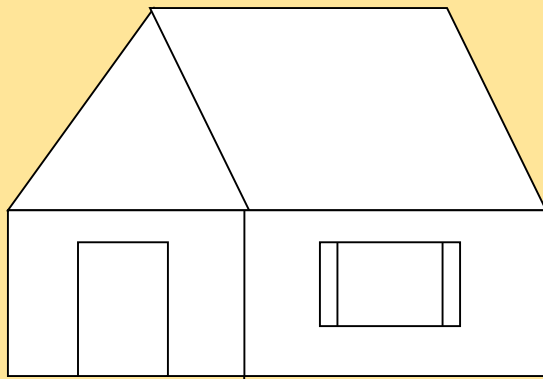
2. For Roll No. 11-20 → You come across with various large numbers in a day to day life. Using newspaper, cut out such numbers and make a collage on A3 size sheet.

3. For Roll No. 21-30 → Take different types of vegetables and water colours. Make different patterns on an A4 size sheet.


4. For Roll No. 31 onwards → Make designs and models with basic shapes.

Material required : Glazed paper , a pair of scissor, glue, scale

Cut rectangles , squares, circles, triangles to make the design.



HUT



HORSE



Subject- EVS

Few guidelines to make your long summer break fruitful.

- ❖ **Wake up early in the morning and do exercise/Yoga.**
- ❖ **Wish the elders every morning and before going to bed at night.**
- ❖ **Eat meals together with the family. Utilize this time to discuss the news and other happenings of the day.**
- ❖ **Help your mother daily to do simple household tasks around the house e.g. laying table, watering plants etc.**
- ❖ **Be kind to birds and animals. Keep a bowl of water for birds in a shady area.**

Activity-I

Look and observe the picture given and by using colours /ink/sketch pens, try to create a collage of animals by thumb impression on an A3 size sheet.

<https://www.youtube.com/watch?v=EmbKCq0aIC4>

Activity-II

On an A3 size sheet, create a poster on Do's and Don'ts to spread awareness about:

Safety measures at home- Roll No. 1-10,

Safety measures at schools- Roll No. 11-20,


Safety measures on roads- Roll No.21-30 and

Safety measures in parks- Roll No. 31 onwards

Activity-III

Make animal masks using paper plate. (Refer Pg 60 of your EVS book) or create beautiful hanging of birds using cardboard and wool.(<https://youtu.be/VXteMHLpcEk>)

- ❖ Learn and revise the work done in class for assessments to be conducted after vacations.





ART AND CRAFT HOLIDAYS HOMEWORK

Kindly complete the following pages in your Art File-

Page Number- 17, 18, 22, 37.



Enjoy your summer vacations !!!!

May God protect you all from every evil and bless you with sound health and bundle of joyful moments. I hope to see you all ever smiling after summer break.

Blessings and regards!

Class Teacher